



Table of Contents

GRADE K • MODULE 2

Two-Dimensional and Three-Dimensional Shapes

Module Overview	i
Topic A: Two-Dimensional Flat Shapes	2.A.1
Topic B: Three-Dimensional Solid Shapes	2.B.1
Topic C: Two-Dimensional and Three-Dimensional Shapes	2.C.1
Module Assessment	2.S.1

Draw more to make 5.

○ ○ ○ ○	○ ○ ○ ○
○ ○ ○	○ ○ ○
○ ○	○ ○
○	○ ○ ○
○ ○ ○ ○	○ ○ ○
○ ○ ○	○ ○ ○
○ ○	○ ○



Table of Contents

GRADE K • MODULE 3

Comparison of Length, Weight, Capacity, and Numbers to 10

Module Overviewi

Topic A: Comparison of Length and Height 3.A.1

Topic B: Comparison of Length and Height of Linking Cube Sticks Within 103.B.1

Topic C: Comparison of Weight.....3.C.1

Topic D: Comparison of Volume..... 3.D.1

Topic E: Is There Enough? 3.E.1


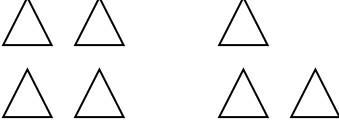

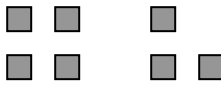












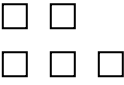

Topic F: Comparison of Sets Within 10..... 3.F.1









Topic G: Comparison of Numerals..... 3.G.1

Topic H: Clarification of Measurable Attributes 3.H.1









Module Assessments 3.S.1









Draw more objects or cross out objects to make 5. Circle the group of 5.

 <div>1 2 3</div>	 <div>1 2 3</div>
 <div>1 2 3</div>	 <div>1 2 3</div>
 <div>1 2 3</div>	 <div>1 2 3</div>
 <div>1 2 3</div>	 <div>1 2 3</div>

Count and write the number.

 1 2 3	 1 2 3
 1 2 3	 1 2 3
 1 2 3	 1 2 3
 1 2 3	 1 2 3

 1 2 3 4 5	 1 2 3 4 5
 1 2 3 4 5	 1 2 3 4 5
 1 2 3 4 5	 1 2 3 4 5
 1 2 3 4 5	 1 2 3 4 5


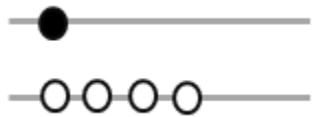

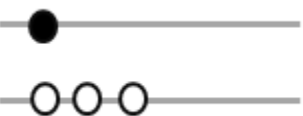

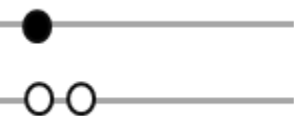


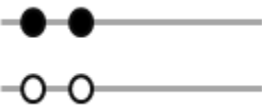

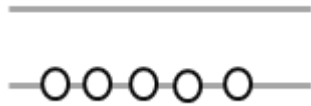

 1 2 3 4 5	 1 2 3 4 5
 1 2 3 4 5	 1 2 3 4 5
 1 2 3 4 5	 1 2 3 4 5
 1 2 3 4 5	 1 2 3 4 5
 1 2 3 4 5	 1 2 3 4 5
 1 2 3 4 5	 1 2 3 4 5



Table of Contents

GRADE K • MODULE 4

Number Pairs, Addition and Subtraction to 10




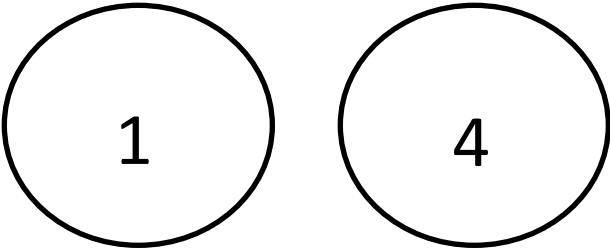
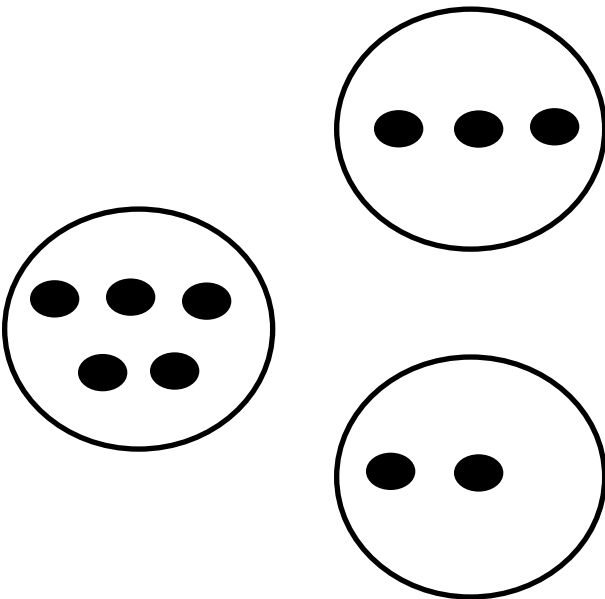
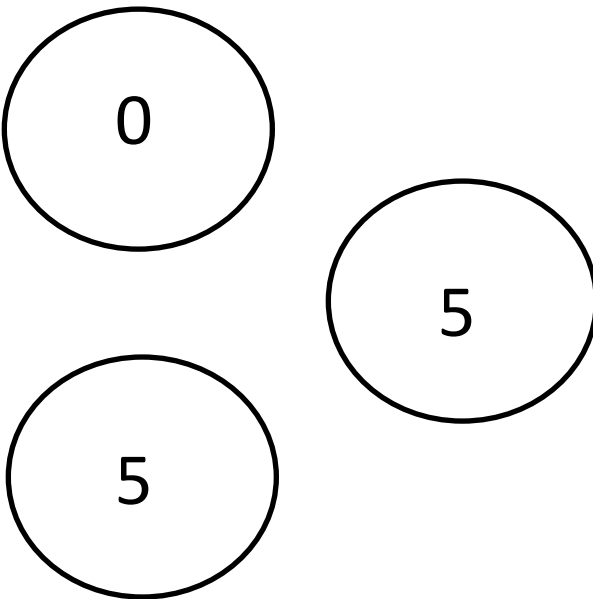
Module Overview	i
Topic A: Compositions and Decompositions of 2, 3, 4, and 5	4.A.1
Topic B: Decompositions of 6, 7, and 8 into Number Pairs	4.B.1
Topic C: Addition with Totals of 6, 7, and 8	4.C.1
Topic D: Subtraction from Numbers to 8	4.D.1
Topic E: Decompositions of 9 and 10 into Number Pairs	4.E.1
Topic F: Addition with Totals of 9 and 10	4.F.1
Topic G: Subtraction from 9 and 10	4.G.1
Topic H: Patterns with Adding 0 and 1 and Making 10	4.H.1
Module Assessments	4.S.1

Fill in the missing number.























0, 1, 2, 3, 4, _____	_____, 4, 3, 2, 1, 0
0, 1, 2, 3, _____, 5	5, _____, 3, 2, 1, 0
0, 1, 2, _____, 4, 5	5, 4, _____, 2, 1, 0
0, 1, _____, 3, 4, 5	5, 4, 3, _____, 1, 0
0, _____, 2, 3, 4, 5	5, 4, 3, 2, _____, 0
_____, 1, 2, 3, 4, 5	5, 4, 3, 2, 1, _____
0, _____, 2, 3, 4, 5	0, 1, 2, 3, _____, 5
0, 1, _____, 3, 4, 5	5, 4, _____, 2, 1, 0
0, 1, 2, _____, 4, 5	0, 1, _____, 3, 4, 5
0, 1, 2, 3, _____, 5	_____, 1, 2, 3, 4, 5

Draw lines to make a bond of 4.























Draw lines to make a bond of 5.

Circle the number needed to make 5.

1				
2	* * * *	*	* *	
3				
4				
5	* * *	* *	* * *	*
6				
7				
8	*	* *	* * *	* * * *
9				
10	1	3	4	2























Circle the number to make 6.

1		 
2	* * * * *	* * * *
3		 
4		  
5	* * *	* * * * *
6		  
7	* *	* * * * *
8		  
9		  
10	1	3 2 5






























Draw more to make 5.

○ ○ ○ ○	○ ○ ○ ○
○ ○ ○	○ ○ ○
○ ○	○ ○
○	○ ○ ○
○ ○ ○ ○	○ ○ ○
○ ○ ○	○ ○ ○
○ ○	○ ○






























Draw more to make 6.























Circle the number to make 7.

1				
2				
3	* * * * *	* *	* * *	
4				
5				
6	* * *	* * *	* * * *	* *
7				
8				
9	* *	* *	* * * * *	* * * *
10	2	2	5	4
11				
12				
13	1	2	6	5




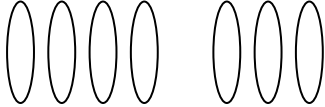






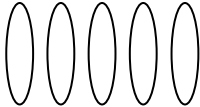
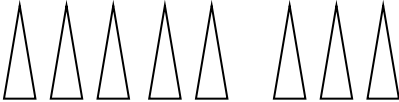



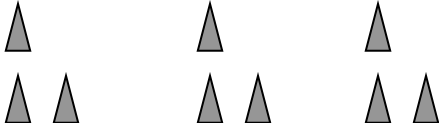


Circle the number to make 8.

1				
2				
3				
4	* * * * *	* *	* * *	
5				
6				
7	* * * *	* * *	* * * *	* *
8				
9				
10	* *	* * * * *	* * * *	* * *
11	2	6	4	3
12				
13	1	7	6	5

Circle the number to make 5.

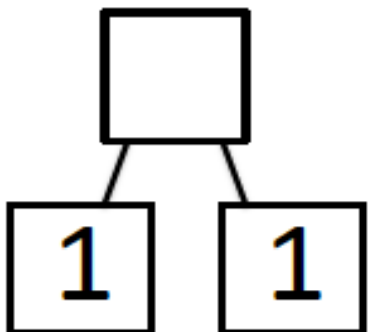
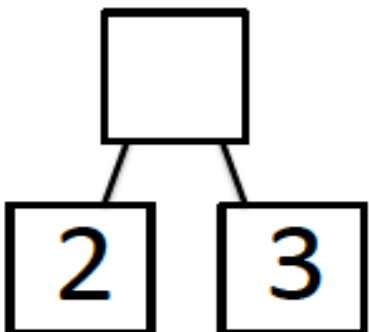
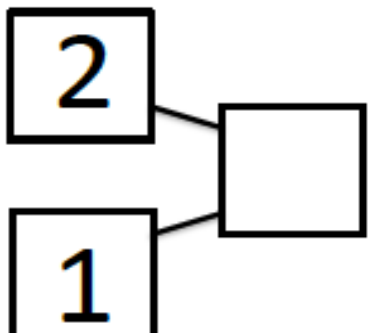
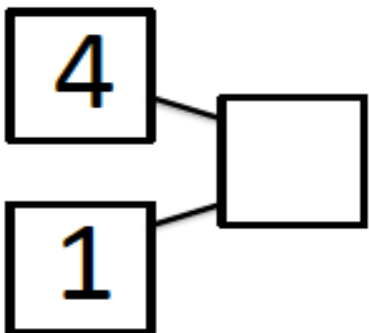
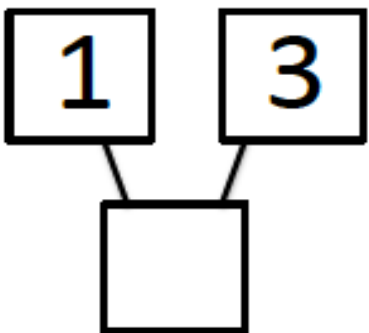
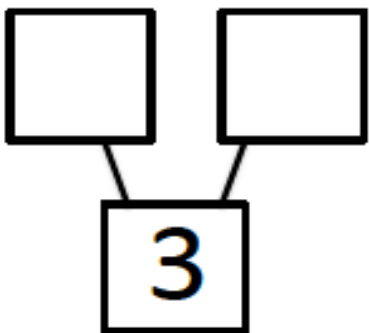
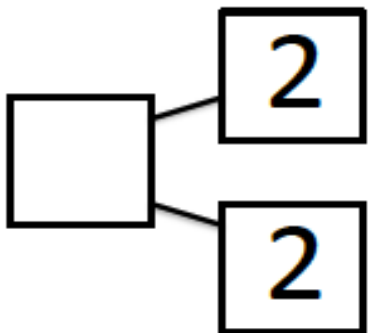
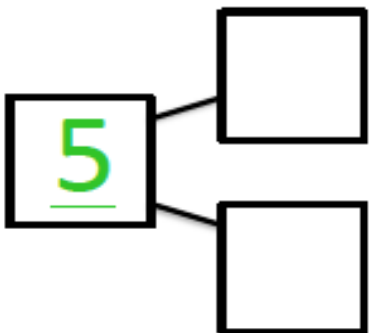
1				
2	* * * *	* * *	*	
3				
4	4	1	4	
5				
6	* * *	* *	* * * *	*
7				
8	3	3	1	2
9				
10	* *	* * * *	* * *	* *
11	2	2	3	1
12	*	* * * * *	* * *	* * * *
13	1	4	5	3
14				
15	5	2	1	0


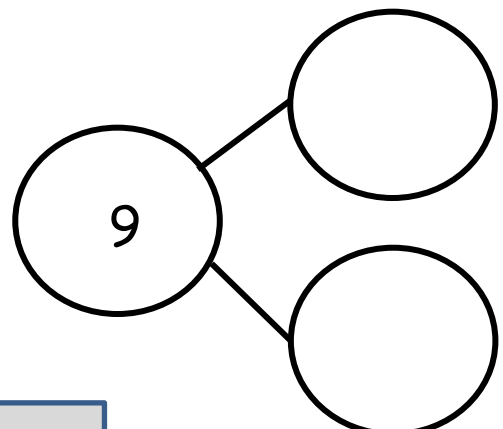
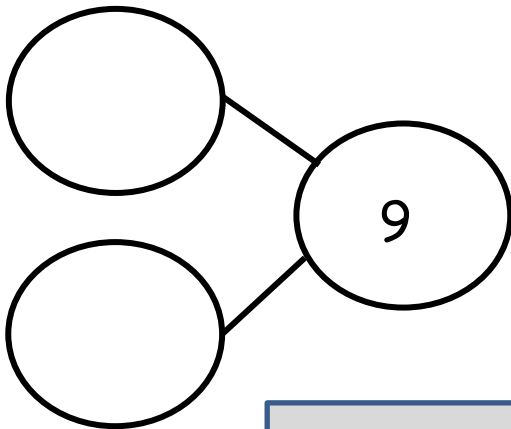
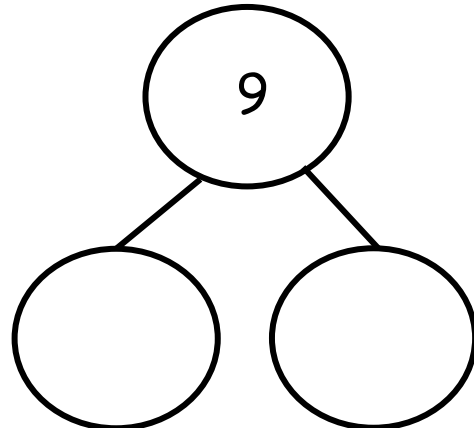
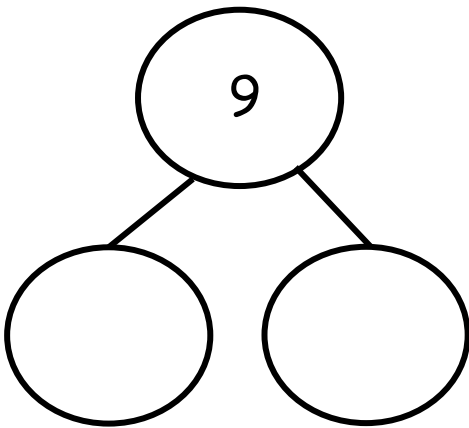
Cross 1 out and write how many.


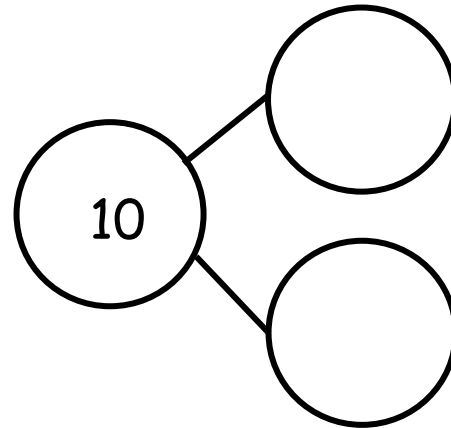
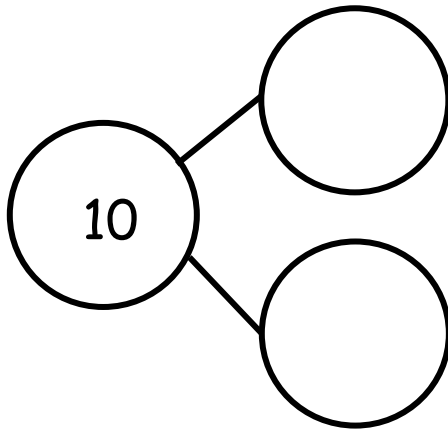
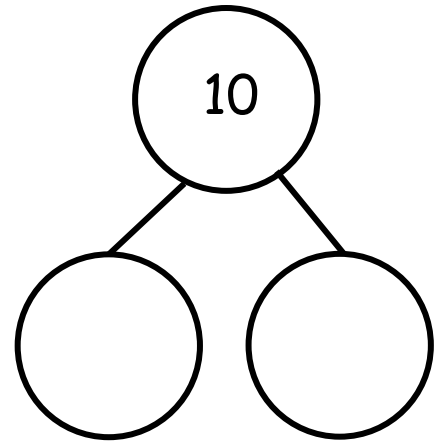
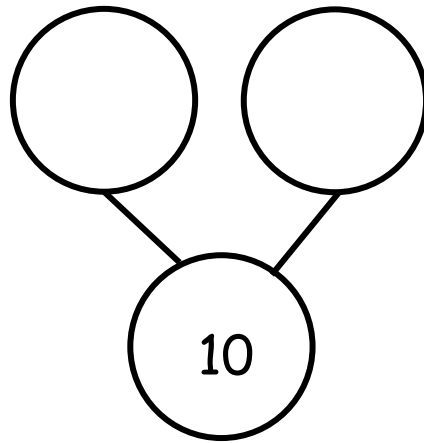
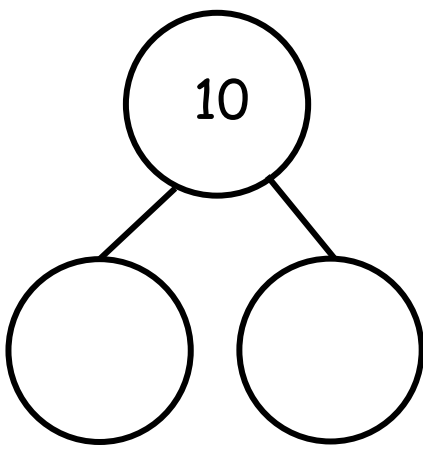
	<input type="text"/>		<input type="text"/>
	<input type="text"/>		<input type="text"/>
	<input type="text"/>		<input type="text"/>
	<input type="text"/>		<input type="text"/>
	<input type="text"/>		<input type="text"/>
	<input type="text"/>		<input type="text"/>
	<input type="text"/>		<input type="text"/>
	<input type="text"/>		<input type="text"/>
	<input type="text"/>		<input type="text"/>

Complete the number bond.

Complete the number bond.











Imagine more to make 5, and write the addition sentence in the box.

○ ○ ○ ○	○ ○ ○ ○
○ ○ ○	○ ○ ○
○ ○	○ ○
○	○ ○ ○
○ ○ ○ ○ ○	○ ○ ○ ○
○ ○ ○	○ ○ ○ ○
○ ○	○ ○ ○ ○

Cross out 2, and finish the subtraction sentence.

	$3 - 2 = \underline{\quad}$
	$4 - 2 = \underline{\quad}$
	$5 - 2 = \underline{\quad}$
	$2 - 2 = \underline{\quad}$
	$4 - \underline{\quad} = \underline{\quad}$
	$5 - \underline{\quad} = \underline{\quad}$





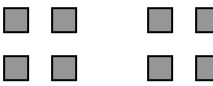

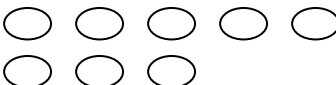






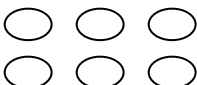



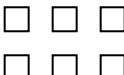
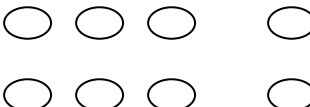
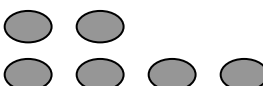
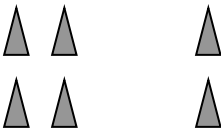
	 
	
	
	
	
	
	
	
	
	




Table of Contents

GRADE K • MODULE 6

Analyzing, Comparing, and Composing Shapes

Module Overview	i
Topic A: Building and Drawing Flat and Solid Shapes	6.A.1
Topic B: Composing and Decomposing Shapes	6.B.1
Module Assessments	6.S.1

Number correct:




Name _____

Date _____

Write the missing number.

1	$2 + 1 =$ <input type="text"/>	11	<input type="text"/> $= 3 + 2$
2	$1 + 1 =$ <input type="text"/>	12	$1 + 3 =$ <input type="text"/>
3	$1 + 4 =$ <input type="text"/>	13	<input type="text"/> $= 2 + 2$
4	$3 + 1 =$ <input type="text"/>	14	<input type="text"/> $= 1 + 2$
5	$2 + 2 =$ <input type="text"/>	15	$1 + 4 =$ <input type="text"/>
6	$2 + 3 =$ <input type="text"/>	16	<input type="text"/> $= 2 + 3$
7	$1 + 2 =$ <input type="text"/>	17	<input type="text"/> $= 5 + 1$
8	$4 + 1 =$ <input type="text"/>	18	$5 + 2 =$ <input type="text"/>
9	$3 + 2 =$ <input type="text"/>	19	$1 + 0 =$ <input type="text"/>
10	$1 + 3 =$ <input type="text"/>	20	$5 + 0 =$ <input type="text"/>

Number correct:




Name _____

Date _____

Write the missing number.

1	$2 - 1 = \square$	11	$\square = 4 - 2$
2	$4 - 1 = \square$	12	$5 - 3 = \square$
3	$5 - 1 = \square$	13	$\square = 3 - 1$
4	$3 - 1 = \square$	14	$\square = 5 - 2$
5	$3 - 2 = \square$	15	$4 - 1 = \square$
6	$4 - 2 = \square$	16	$\square = 5 - 4$
7	$5 - 3 = \square$	17	$\square = 5 - 1$
8	$5 - 2 = \square$	18	$6 - 1 = \square$
9	$4 - 3 = \square$	19	$1 - 0 = \square$
10	$5 - 4 = \square$	20	$5 - 5 = \square$

Number correct:




Name _____

Date _____

Write the missing number.

1	$2 + 1 =$ <input type="text"/>	11	$3 + 2 =$ <input type="text"/>
2	$2 - 1 =$ <input type="text"/>	12	$3 - 2 =$ <input type="text"/>
3	$3 + 1 =$ <input type="text"/>	13	$4 + 0 =$ <input type="text"/>
4	$3 - 1 =$ <input type="text"/>	14	$4 - 0 =$ <input type="text"/>
5	$4 + 1 =$ <input type="text"/>	15	$5 + 0 =$ <input type="text"/>
6	$4 - 1 =$ <input type="text"/>	16	$5 - 0 =$ <input type="text"/>
7	$1 + 1 =$ <input type="text"/>	17	$5 - 5 =$ <input type="text"/>
8	$1 - 1 =$ <input type="text"/>	18	$4 + 1 =$ <input type="text"/>
9	$2 + 2 =$ <input type="text"/>	19	$5 - 4 =$ <input type="text"/>
10	$2 - 2 =$ <input type="text"/>	20	$5 - 1 =$ <input type="text"/>

Number correct:



Name _____

Date _____

Write the missing number.

1	$2 + 1 = \square$	11	$\square = 1 + 2$
2	$4 + 1 = \square$	12	$5 + 0 = \square$
3	$5 - 1 = \square$	13	$\square = 3 - 1$
4	$3 + 1 = \square$	14	$\square = 2 + 2$
5	$3 + 2 = \square$	15	$4 - 1 = \square$
6	$4 - 2 = \square$	16	$\square = 5 - 4$
7	$5 - 3 = \square$	17	$\square = 5 - 1$
8	$5 - 2 = \square$	18	$3 + 0 = \square$
9	$2 + 3 = \square$	19	$1 - 0 = \square$
10	$5 - 4 = \square$	20	$5 - 5 = \square$

Name _____ Date _____

Add. Color the blocks using the code for the total.

1-RED

2-ORANGE

3-YELLOW

4-GREEN

5-BLUE

$0 + 1$	$1 + 1$	$2 + 1$	$3 + 1$	$4 + 1$
$0 + 2$	$1 + 2$	$2 + 2$	$3 + 2$	
$0 + 3$	$1 + 3$	$2 + 3$		
$0 + 4$	$1 + 4$			
$0 + 5$				


Name _____ Date _____

Subtract. Color the blocks using the code for the difference.

0-PURPLE	1-RED	2-ORANGE	3-YELLOW
4-GREEN	5-BLUE		

1 - 0	2 - 0	3 - 0	4 - 0	5 - 0
1 - 1	2 - 1	3 - 1	4 - 1	5 - 1
	2 - 2	3 - 2	4 - 2	5 - 2
		3 - 3	4 - 3	5 - 3
			4 - 4	5 - 4
				5 - 5

























Number correct:




Name _____

Date _____

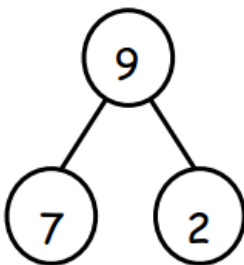

Write the number of dots needed to make 10 dots.

1	 	9	
2	 	10	 
3	 	11	 
4	 	12	
5		13	 
6		14	
7		15	 
8		16	



I'm Getting Ready for 1st Grade!

My Math Fluency Kit




Name _____

Name _____


Date _____

My Plan to Get Ready for 1st Grade Math


This is a picture of someone
who can help me practice.



This is a picture of where I will
practice.



This is ME getting ready for 1st grade!



Name _____

My Sprint Progress Log

Practice your number sentences and Sprints on your personal board. Ask an adult to time you. Keep track of how you improve over the summer.



Date	Time

Are you getting better at your number sentences?